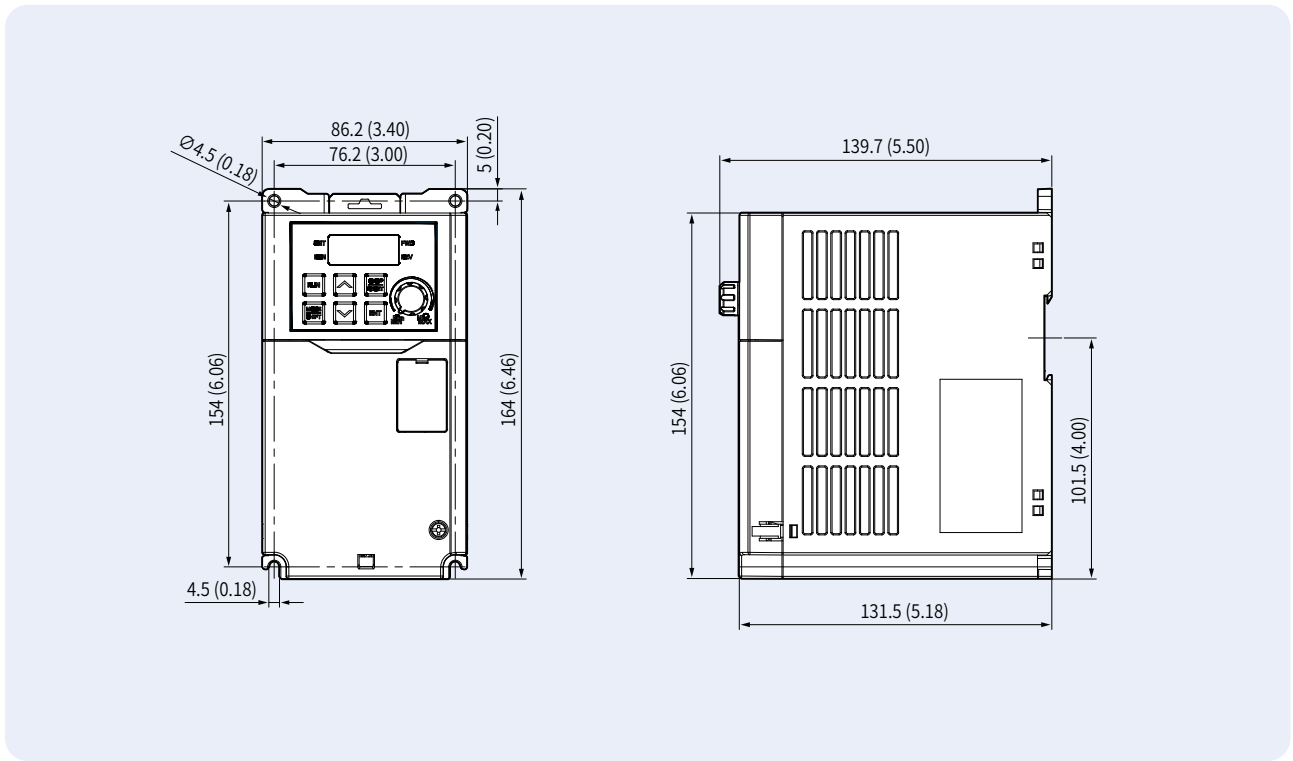


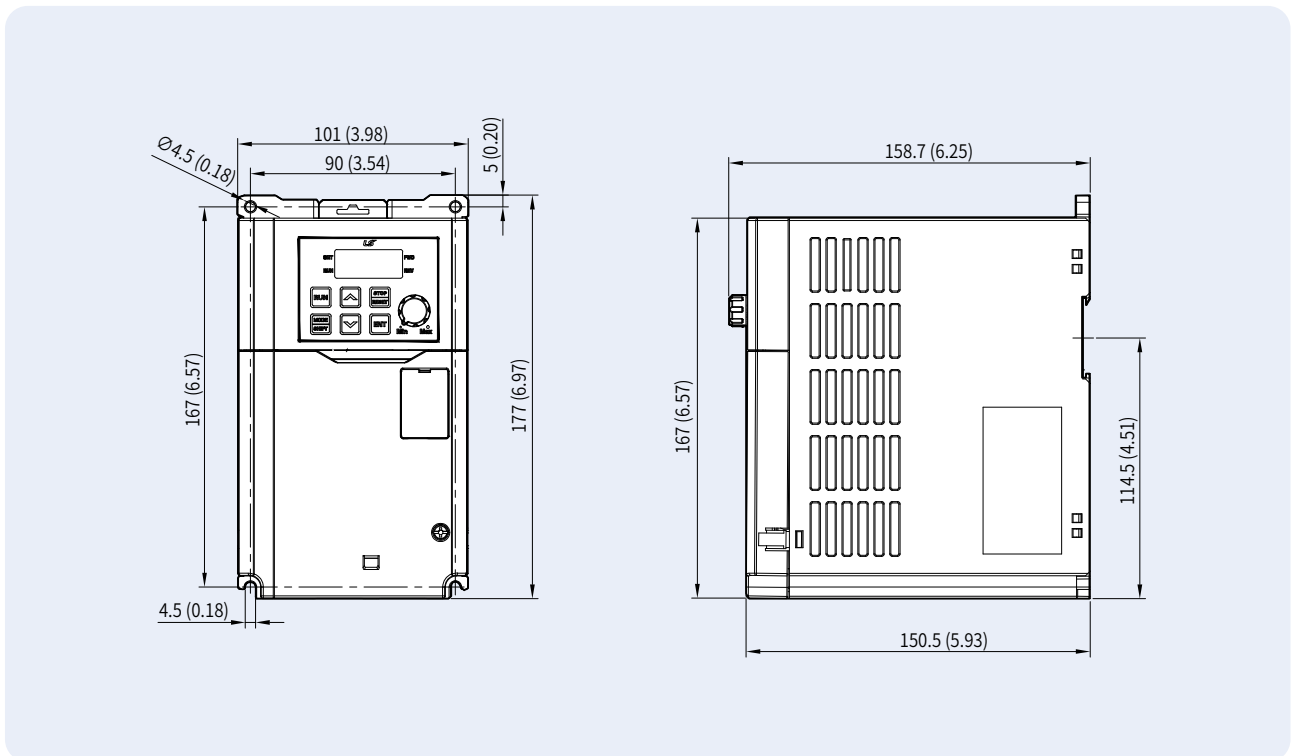
0.4~0.75kW (0004G100-2, 0008G100-2, 0004G100-4, 0008G100-4)

Units: mm [Inches]



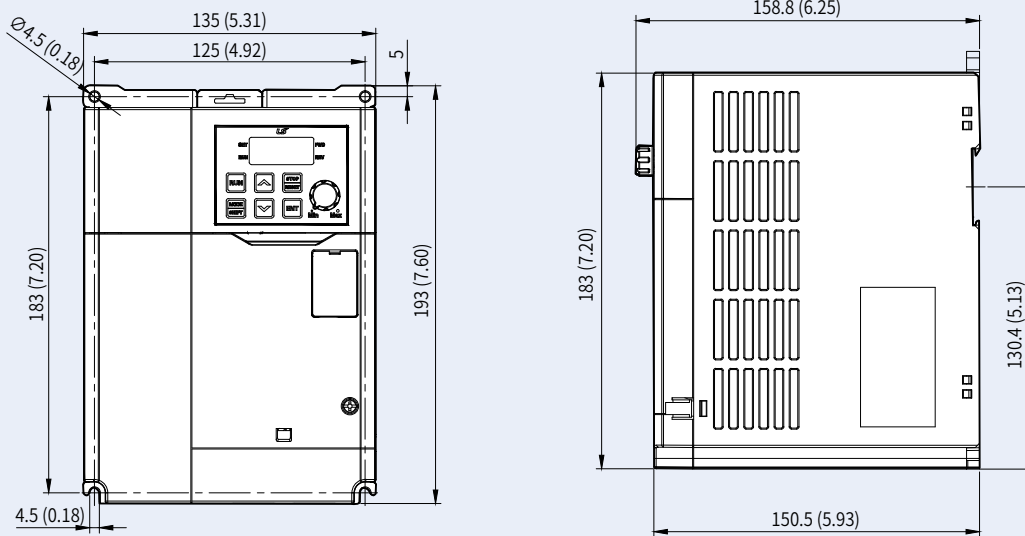
1.5~2.2kW (0015G100-2, 0022G100-2, 0015G100-4, 0022G100-4)

Units: mm [Inches]



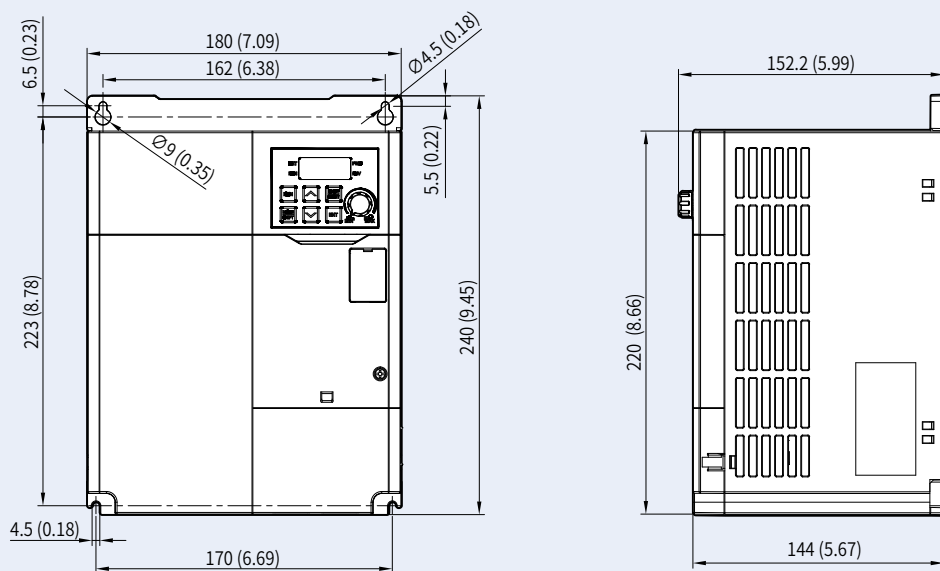
4.0kW (0040G100-2, 0040G100-4)

Units: mm [Inches]



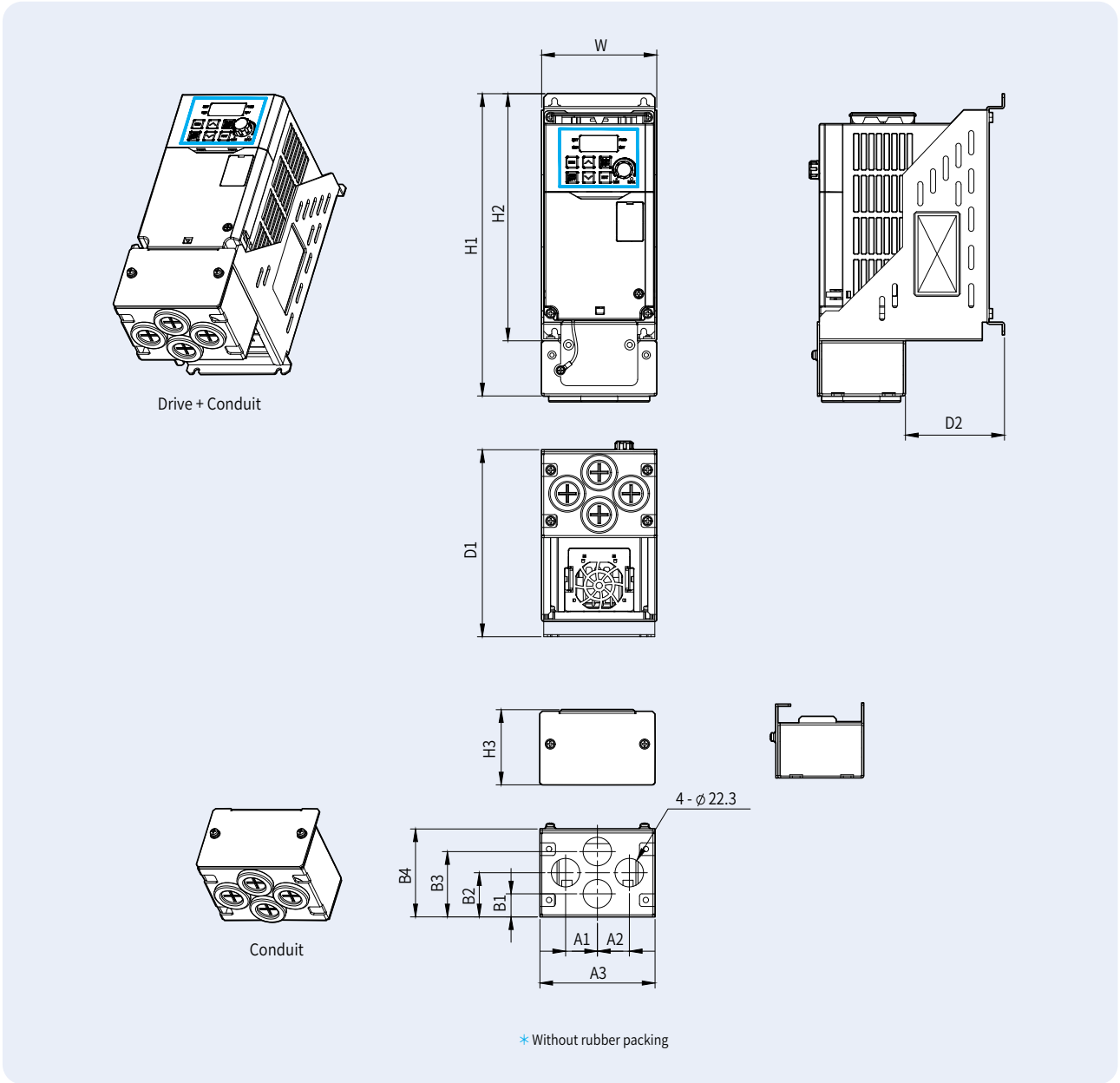
5.5~7.5kW (0055G100-2, 0075G100-2, 0055G100-4, 0075G100-4)

Units: mm [Inches]



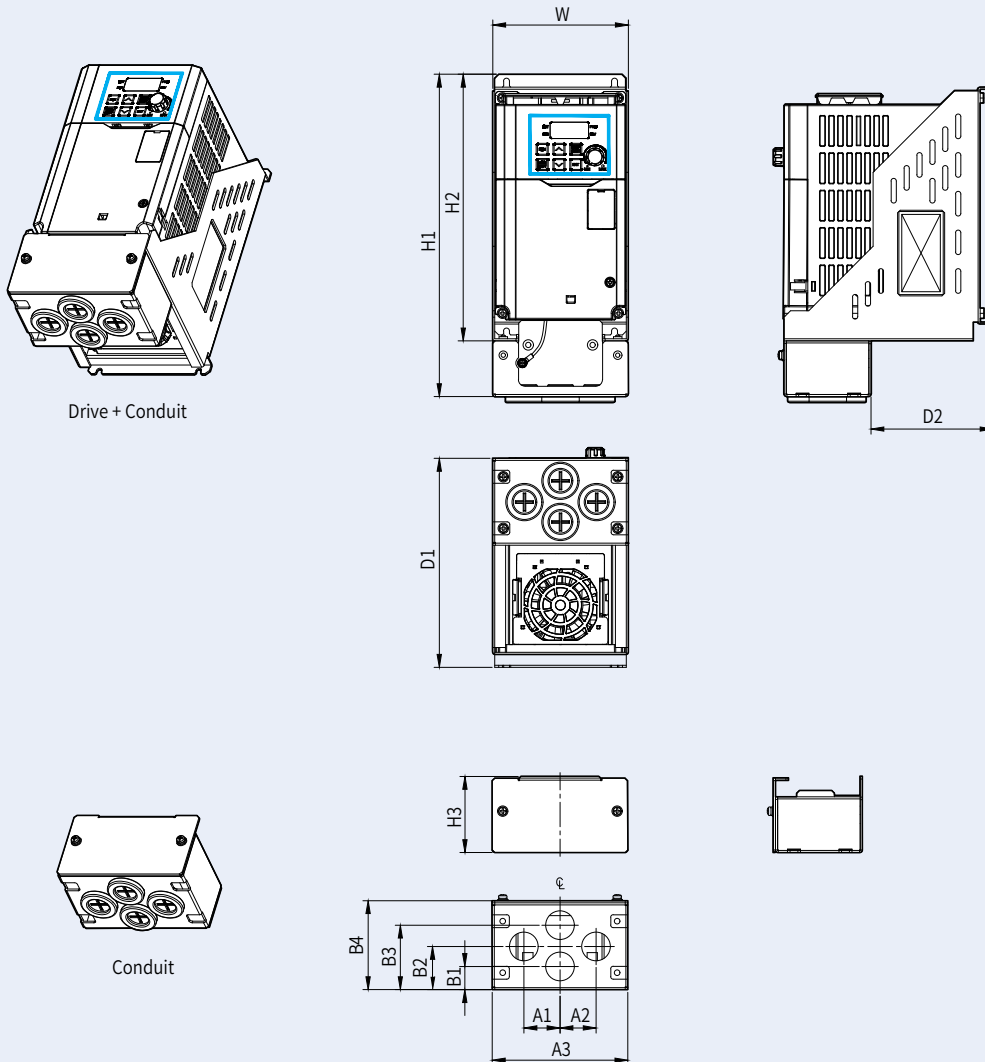
Conduit

Units: mm [Inches]



Product (Model)		W	H1	H2	H3	D1	D2	A1	A2	A3	B1	B2	B3	B4	C1	C2	Product weight [kg]	Conduit weight [kg]	
A Frame	3-Phase 200V	LSLV0004G100-2	90.4 [3.559]	237.1 [9.335]	193.9 [7.634]	59 [2.323]	146.7 [5.776]	77.7 [3.059]	25 [0.984]	25 [0.984]	90.4 [3.559]	18 [0.709]	34.6 [1.362]	51.2 [2.014]	69 [2.717]			1.04	1.2
		LSLV0008G100-2	90.4 [3.559]	237.1 [9.335]	193.9 [7.634]	59 [2.323]	146.7 [5.776]	77.7 [3.059]	25 [0.984]	25 [0.984]	90.4 [3.559]	18 [0.709]	34.6 [1.362]	51.2 [2.014]	69 [2.717]			1.06	1.2
	3-Phase 400V	LSLV0004G100-4	90.4 [3.559]	237.1 [9.335]	193.9 [7.634]	59 [2.323]	146.7 [5.776]	77.7 [3.059]	25 [0.984]	25 [0.984]	90.4 [3.559]	18 [0.709]	34.6 [1.362]	51.2 [2.014]	69 [2.717]			1.02	1.2
		LSLV0008G100-4	90.4 [3.559]	237.1 [9.335]	193.9 [7.634]	59 [2.323]	146.7 [5.776]	77.7 [3.059]	25 [0.984]	25 [0.984]	90.4 [3.559]	18 [0.709]	34.6 [1.362]	51.2 [2.014]	69 [2.717]			1.06	1.2

Units: mm [Inches]

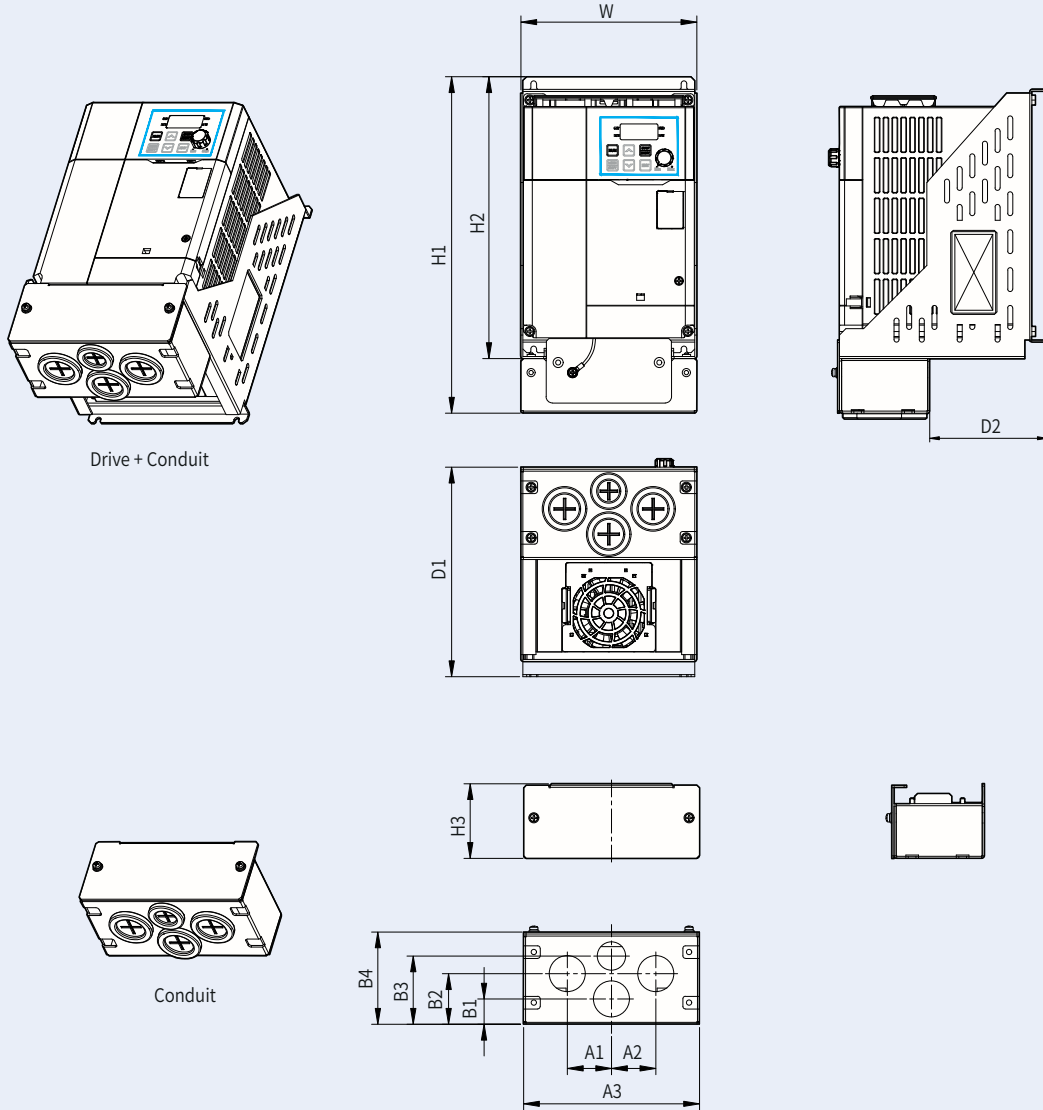


* Without rubber packing

Product (Model)		W	H1	H2	H3	D1	D2	A1	A2	A3	B1	B2	B3	B4	C1	C2	Product weight [kg]	Conduit weight [kg]	
B Frame	3-Phase 200V	LSLV0015G100-2	105.2 [4.142]	250.1 [9.846]	206.9 [8.146]	59 [2.323]	162.1 [6.382]	94.7 [3.728]	28 [1.102]	28 [1.102]	105.2 [4.142]	18 [0.709]	33.5 [1.319]	50 [1.969]	69 [2.717]			1.36	1.4
		LSLV0022G100-2	105.2 [4.142]	250.1 [9.846]	206.9 [8.146]	59 [2.323]	162.1 [6.382]	94.7 [3.728]	28 [1.102]	28 [1.102]	105.2 [4.142]	18 [0.709]	33.5 [1.319]	50 [1.969]	69 [2.717]			1.4	1.4
	3-Phase 400V	LSLV0015G100-4	105.2 [4.142]	250.1 [9.846]	206.9 [8.146]	59 [2.323]	162.1 [6.382]	94.7 [3.728]	28 [1.102]	28 [1.102]	105.2 [4.142]	18 [0.709]	33.5 [1.319]	50 [1.969]	69 [2.717]			1.4	1.4
		LSLV0022G100-4	105.2 [4.142]	250.1 [9.846]	206.9 [8.146]	59 [2.323]	162.1 [6.382]	94.7 [3.728]	28 [1.102]	28 [1.102]	105.2 [4.142]	18 [0.709]	33.5 [1.319]	50 [1.969]	69 [2.717]			1.42	1.4

Conduit

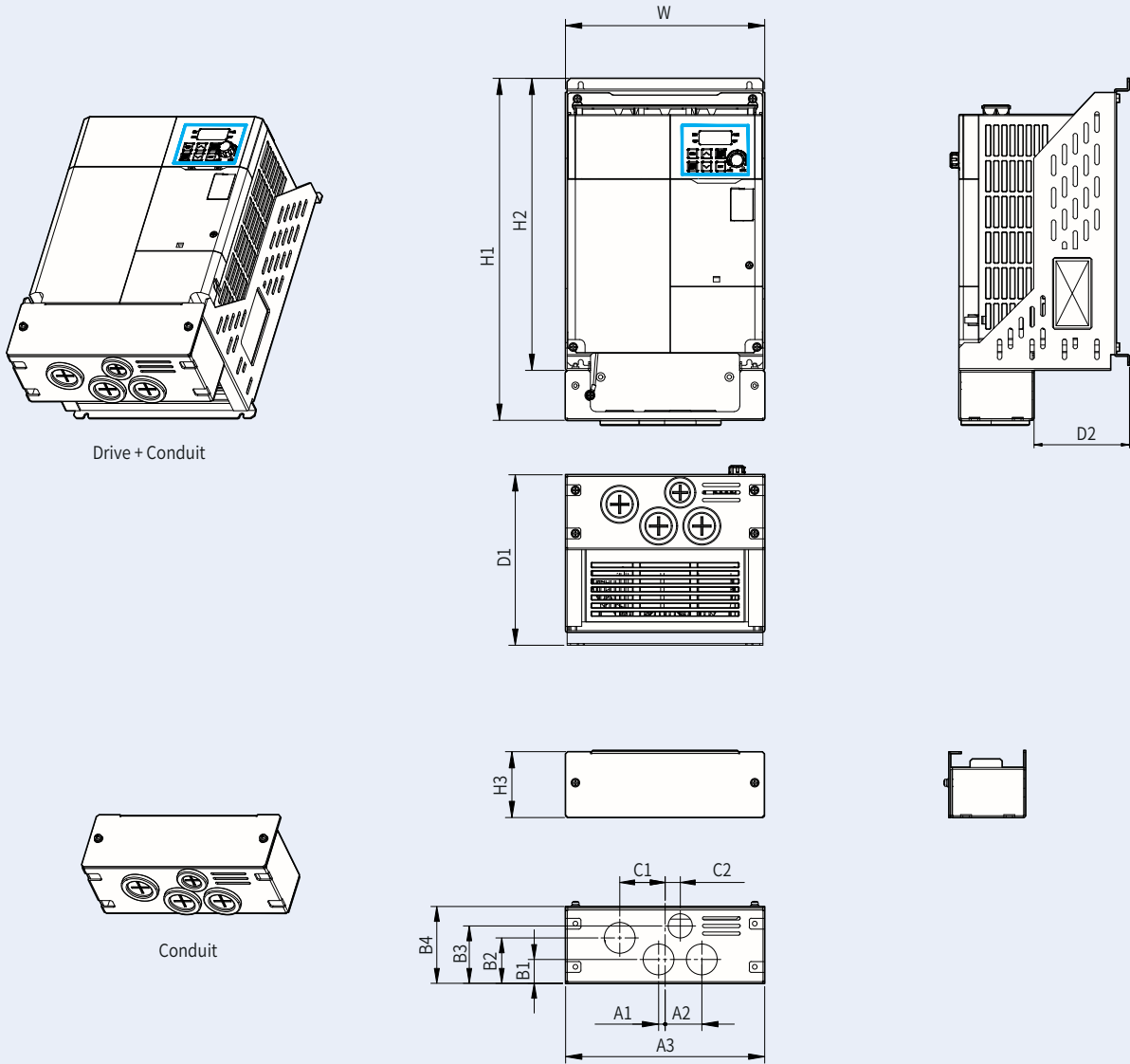
Units: mm [Inches]



* Without rubber packing

Product (Model)			W	H1	H2	H3	D1	D2	A1	A2	A3	B1	B2	B3	B4	C1	C2	Product weight [kg]	Conduit weight [kg]
C Frame	3-Phase 200V	LSLV0040G100-2	139.2 [5.48]	266.1 [10.476]	222.9 [8.776]	59 [2.323]	165.7 [6.524]	92.7 [3.65]	35 [1.378]	35 [1.378]	139.2 [5.48]	20 [0.787]	40 [1.575]	54 [2.126]	73 [2.874]			1.89	1.7
	3-Phase 400V	LSLV0040G100-4	139.2 [5.48]	266.1 [10.476]	222.9 [8.776]	59 [2.323]	165.7 [6.524]	92.7 [3.65]	35 [1.378]	35 [1.378]	139.2 [5.48]	20 [0.787]	40 [1.575]	54 [2.126]	73 [2.874]			1.92	1.7

Units: mm [Inches]



* Without rubber packing

Product (Model)		W	H1	H2	H3	D1	D2	A1	A2	A3	B1	B2	B3	B4	C1	C2	Product weight [kg]	Conduit weight [kg]	
D Frame	3-Phase 200V	LSLV0055G100-2	184.2	316.1	269.9	60.8	157.6	88.2	6	34	184.2	22	42	53	71	42	14	3.08	2.1
			[7.252]	[12.445]	[10.626]	[2.394]	[6.205]	[3.472]	[0.236]	[1.339]	[7.252]	[0.866]	[1.654]	[2.087]	[2.795]	[1.654]	[0.551]		
	3-Phase 400V	LSLV0075G100-2	184.2	316.1	269.9	60.8	157.6	88.2	6	34	184.2	22	42	53	71	42	14	3.21	2.1
			[7.252]	[12.445]	[10.626]	[2.394]	[6.205]	[3.472]	[0.236]	[1.339]	[7.252]	[0.866]	[1.654]	[2.087]	[2.795]	[1.654]	[0.551]		
3-Phase 400V	LSLV0055G100-4	184.2	316.1	269.9	60.8	157.6	88.2	6	34	184.2	22	42	53	71	42	14	3.08	2.1	
		[7.252]	[12.445]	[10.626]	[2.394]	[6.205]	[3.472]	[0.236]	[1.339]	[7.252]	[0.866]	[1.654]	[2.087]	[2.795]	[1.654]	[0.551]			
3-Phase 400V	LSLV0075G100-4	184.2	316.1	269.9	60.8	157.6	88.2	6	34	184.2	22	42	53	71	42	14	3.12	2.1	
		[7.252]	[12.445]	[10.626]	[2.394]	[6.205]	[3.472]	[0.236]	[1.339]	[7.252]	[0.866]	[1.654]	[2.087]	[2.795]	[1.654]	[0.551]			